

TRAVERTINE DESIGN PROJECT

PORCELAIN PERFORMANCE DATA

COLORED BODY PORCELAIN PAVERS - Rectified Monocaliber

PHYSICAL PROPERTIES	TEST ASTM	NORTH AMERICAN STANDARD A137.3*	RESULTS
Water absorption *	C373	≤ 0.5%	COMPLY WITH ANSI A137.3
DCOF Average dynamic coefficient of friction **	ANSI A.326.3	As reported	EW - Exterior, Wet
Skid Resistance	EN 16165 (EX DIN 51097)	-	A+B+C
	EN 16165 (EX DIN 51130)	-	R11
Resistance to freeze/thaw cycling *	C1026	As reported	RESISTANT
Resistance to thermal shock	C484	As reported	RESISTANT
Warpage (edge)	C485	Warpage ± 0.4% or ± 0.05 in	COMPLY WITH ANSI A137.3
Warpage (diagonal)	C485	Warpage ± 0.4% or ± 0.07 in	COMPLY WITH ANSI A137.3
Wedging	C502	± 0.25% or ± 0.03 in	COMPLY WITH ANSI A137.3
Chemical resistance	C650	As reported	UNAFFECTED
Resistance to stain	C1378	As reported	UNAFFECTED
Thickness	C499	Range: 0.04 in	COMPLY WITH ANSI A137.3
Breaking strength	C1050	2000 lbf	COMPLY WITH ANSI A137.3
Module of Rupture	C1050	5000 psi	COMPLY WITH ANSI A137.3

* Average values referred to our production and related to the matt finish of the product.
 ** As far as values relating to the matt finish of the product and to tests carried out by certified external laboratories whose results are available upon request at Headoffice, we are willing to check the lot you are interested in purchasing.
 - Be sure to use pavers belonging to the same caliber.
 - Test results are available on request.
 - The information provided can be subject to change. Please refer to outdoor.landmarkceramics.com for the latest, most accurate and up-to-date information.

For further details about product in 20mm thickness and in particular for recommendations, instructions and restrictions of use and installation, please refer to the Frontier20 catalog or visit the website outdoor.landmarkceramics.com



LEARN MORE ABOUT



November 2024 - © Landmark Ceramics

TRAVERTINE DESIGN PROJECT

TRIM PIECES

COLORED BODY PORCELAIN PAVERS - Rectified Monocaliber

POOLS & STAIRS

COPING & STAIR TREAD (*)

COPING CORNER (*)

COPING & STAIR TREAD GRIP (*)

LINEAR COVER DRAIN SET (*)

Rectified Bullnose Rectified Bullnose Rectified Bullnose Open joint width 0,28" (7/64")

A: 24" | B: 12" A: 24" | B: 12" A: 24" | B: 12" A: 24" | B: 12"

A: 48" | B: 12" A: 48" | B: 12" A: 48" | B: 12" A: 48" | B: 12"

POOLS & STAIRS

L SHAPE MITERED EDGE (*)

L SHAPE 45° CORNER (*)

L SHAPE 2 SIDE CORNER CLOSURE (*)

RISER (*)

COVER (*)

END COVER (*)

Undecorated border and dripstone Undecorated border and dripstone

A: 24" | B: 12" A: 24" | B: 12" A: 24" | B: 12" A: 24" | B: 8" A: 24" | B: 12" A: 24" | B: 12"

A: 48" | B: 6"

(*) Available in standard version (with undecorated borders).



TRAVERTINE DESIGN PROJECT

COLORED BODY PORCELAIN PAVERS - Rectified Monocaliber

M.P.D. BIG

M.P.D. BIG ONE*

Module %
 24"x48" = 40%
 24"x24" = 20%
 MIX = 40% **

M.P.D. BIG FIVE*

Module % HP1
 24"x24" = 33%
 MIX = 67% **

Module % HP2
 24"x36" = 50%
 24"x24" = 33%
 12"x24" = 17%

M.P.D. BIG NINE*

Module %
 24"x48" = 58%
 12"x48" = 14%
 24"x24" = 14%
 12"x24" = 7%
 12"x12" = 7%

M.P.D. BIG THIRTEEN*

Module %
 24"x48" = 62%
 12"x48" = 30%
 12"x12" = 8%

M.P.D. BIG SEVENTEEN*

Module %
 24"x48" = 33.5%
 12"x48" = 33.5%
 24"x24" = 17%
 12"x24" = 8%
 12"x12" = 8%

M.P.D. SMALL

M.P.D. SMALL ONE*

Module %
 12"x24" = 67%
 12"x12" = 33%

M.P.D. SMALL FIVE*

Module %
 24"x24" = 57%
 12"x24" = 29%
 12"x12" = 14%

M.P.D. SMALL NINE*

Module %
 24"x24" = 50%
 12"x24" = 25%
 12"x12" = 25%

M.P.D. SMALL TWO*

Module %
 12"x24" = 80%
 12"x12" = 20%

M.P.D. SMALL SIX*

Module %
 24"x24" = 33%
 12"x24" = 50%
 12"x12" = 17%

M.P.D. SMALL TEN*

Module %
 12"x24" = 75%
 12"x12" = 25%

M.P.D. BIG TWO*

Module %
 24"x48" = 50%
 MIX = 50% **

M.P.D. BIG SIX*

Module % HP1
 24"x24" = 45%
 12"x12" = 11%
 MIX = 44% **

Module % HP2
 24"x36" = 33%
 24"x24" = 45%
 12"x24" = 11%
 12"x12" = 11%

M.P.D. BIG TEN*

Module %
 24"x48" = 58%
 12"x48" = 14%
 24"x24" = 14%
 12"x24" = 14%

M.P.D. BIG FOURTEEN*

Module %
 24"x48" = 67%
 12"x48" = 33%

M.P.D. BIG EIGHTEEN*

Module %
 24"x48" = 50%
 12"x48" = 50%

M.P.D. BIG THREE*

Module %
 24"x48" = 40%
 24"x24" = 20%
 MIX = 40% **

M.P.D. BIG SEVEN*

Module % HP1
 24"x24" = 31%
 12"x12" = 8%
 MIX = 61% **

Module % HP2
 24"x36" = 46%
 24"x24" = 31%
 12"x24" = 15%
 12"x12" = 8%

M.P.D. BIG ELEVEN*

Module %
 24"x48" = 31%
 12"x48" = 15%
 24"x24" = 19%
 12"x24" = 19%
 12"x24" = 19%
 12"x12" = 8%

M.P.D. BIG FIFTEEN*

Module %
 24"x48" = 38%
 12"x48" = 19%
 24"x24" = 19%
 12"x24" = 19%
 12"x12" = 5%

M.P.D. BIG NINETEEN*

Module %
 24"x48" = 38%
 24"x24" = 19%
 12"x24" = 5%
 MIX = 38% **

M.P.D. BIG FOUR*

Module %
 24"x48" = 28,6%
 24"x24" = 14,3%
 MIX = 57,1% **

M.P.D. BIG EIGHT*

Module % HP1
 24"x24" = 40%
 MIX = 53% **

Module % HP2
 24"x36" = 40%
 24"x24" = 40%
 12"x24" = 13%
 12"x12" = 7%

M.P.D. BIG TWELVE*

Module %
 24"x48" = 22%
 24"x24" = 31%
 12"x48" = 45%
 24"x24" = 22%
 12"x24" = 19%
 12"x12" = 7%

M.P.D. BIG SIXTEEN*

Module %
 24"x48" = 31%
 24"x24" = 18%
 12"x12" = 7%
 12"x24" = 23%
 12"x12" = 15%

M.P.D. BIG TWENTY*

Module % HP1
 24"x24" = 18%
 24"x36" = 18%
 MIX = 78% **

Module % HP2
 24"x24" = 18%
 24"x36" = 18%
 12"x12" = 4%

M.P.D. SMALL

M.P.D. MULTI PATTERN DESIGN

- Available colors
- Travertine
 - Cross Cut White
 - Travertine
 - Cross Cut Cream
 - Travertine
 - Cross Cut Silver
 - Travertine
 - Cross Cut Scabas
 - Travertine
 - Cross Cut Philadelphia
 - Travertine
 - Cross Cut Country Classic

- * Modular products with 6 mm joint (approx 1/4").
- ** NOTE: The 24"x36" and 12"x24" sizes (MIX) are palletized together on the same single pallet containing the correct percentages of each size.
- *** For more M.P.D. - Multi Pattern Design laying schemes please visit landmarkceramics.com/special-projects/frontier20-1/special-projectsfrontier20-1-multi-pattern-design/



TRAVERTINE DESIGN PROJECT

COLORED BODY PORCELAIN PAVERS - Rectified Monocaliber

AN ICON OF ARCHITECTURAL BEAUTY.

Travertine Design Project is Landmark's tribute to a cornerstone material in architectural history, cherished for its elegance, intricate textures, and lasting resistance.

A porcelain pavers-based reinterpretation of Travertine in multiple sizes, available in two distinctive aesthetics: Cross Cut and Vein Cut.

Cross Cut captures the stone's natural essence, with a cloud-like pattern, created by cutting against the directional vein, delivering a vibrant look.

Vein Cut emphasizes linear veining across the surface, displaying the classic beauty of Travertine with a contemporary tone-on-tone structure.

A COMPLETE DESIGN SOLUTION.

Featuring 20mm Porcelain Pavers, 9mm coordinated Porcelain Tiles, 9mm Porcelain Grip Tiles, Porcelain Mosaics and Veneers, and special trim pieces, Landmark's Travertine Design Project provides a comprehensive interpretation of travertine.

Designed for outdoor floors and walls, it enables visual continuity with an eye-catching total stone-effect look.

A WIDE RANGE OF SIZES FOR MULTIPLE PATTERNS.

Thanks to a broad selection of sizes, ranging from traditional 12"x12" to the large size 24"x48", Travertine Design Project allows a variety of single and multi-size laying patterns to meet every design need.

Additionally, the performance of the porcelain pavers ensures the highest standards of safety, resistance, and durability.



COLORED BODY PORCELAIN PAVERS - Rectified Monocaliber

TRAVERTINE CROSS CUT SCABAS - (V4)




Available sizes: 24"x24" ±0.8", 12"x12" ±0.8", 24"x24" ±0.8"

TRAVERTINE CROSS CUT PHILADELPHIA - (V4)



Available sizes: 24"x24" ±0.8", 12"x12" ±0.8", 24"x24" ±0.8"

TRAVERTINE CROSS CUT COUNTRY CLASSIC - (V4)



Available sizes: 24"x24" ±0.8", 12"x12" ±0.8", 24"x24" ±0.8"

TRAVERTINE CROSS CUT WHITE - (V2)



Available sizes: 24"x48" ±0.8", 12"x48" ±0.8", 24"x36" ±0.8", 24"x24" ±0.8", 12"x24" ±0.8", 12"x12" ±0.8"

TRAVERTINE CROSS CUT SILVER - (V2)



Available sizes: 24"x48" ±0.8", 12"x48" ±0.8", 24"x36" ±0.8", 24"x24" ±0.8", 12"x24" ±0.8", 12"x12" ±0.8"

TRAVERTINE CROSS CUT CREAM - (V2)



Available sizes: 24"x48" ±0.8", 12"x48" ±0.8", 24"x36" ±0.8", 24"x24" ±0.8", 12"x24" ±0.8", 12"x12" ±0.8"

◆ NOTE: 24"x36" is sold as mix (24"x36" + 12"x24") along with 12"x24". The two sizes are palletized on the same pallet and sold together.




The color of tiles printed in this catalog may differ from actual tiles. Tile color reproductions in this catalog are representative only. Slight tone and shade variations are inherent in porcelain tiles. Before selecting a color, we recommend that you contact your local representative, who will provide you with a sample piece of the requested tile.

This porcelain tile product is manufactured with a V2/V4 shade variation. Remember that the amount of color as well as the texture of each piece may vary from tile to tile. Inspect the product immediately upon delivery and select tiles from many boxes during installation to minimize and blend any possible color difference.

Color Shading



COLORED BODY PORCELAIN VENEERS - Rectified Monocaliber



TRAIL VEIN CUT PEARL
12"x24" MATT ±0.35" / 9mm



TRAIL VEIN CUT GREY
12"x24" MATT ±0.35"



TRAIL VEIN CUT BEIGE
12"x24" MATT ±0.35"

COORDINATED PORCELAIN TILES

FOR IN&OUT APPLICATIONS AND OUTDOOR WALLS


	Cross Cut Pearl	Vein Cut Pearl	Cross Cut Grey	Vein Cut Grey	Cross Cut Ivory	Vein Cut Ivory	Cross Cut Beige	Vein Cut Beige	Cross Cut Scabas	Cross Cut Philadelphia	Cross Cut Country Classic
24"x48" MATT ±0.35" / 9mm	•	•	•	•	•	•	•	•	•	•	•
12"x24" MATT ±0.35"	•	•	•	•	•	•	•	•	•	•	•
12"x12" MOSAIC B ±0.35"	•	•	•	•	•	•	•	•	•	•	•
12"x12" MOSAIC J ±0.35"	•	•	•	•	•	•	•	•	•	•	•
12"x10" HERRINGBONE ±0.35"	•	•	•	•	•	•	•	•	•	•	•
3"x24" BULLNOSE	•	•	•	•	•	•	•	•	•	•	•
6"x12" COVE BASE	VISION PEARL	VISION PEARL	VISION PEARL	VISION PEARL	VISION DOVE	VISION DOVE	VISION DOVE	VISION DOVE	VISION DOVE	VISION DOVE	VISION DOVE

GRIP TILES

COLORED BODY PORCELAIN GRIP TILES - Rectified Monocaliber




CROSS CUT PEARL
Available size: 24"x48" ±0.35" ±9mm



VEIN CUT PEARL
Available size: 12"x24" ±0.35" ±9mm



CROSS CUT BEIGE
Available size: 24"x48" ±0.35" ±9mm



VEIN CUT BEIGE
Available size: 12"x24" ±0.35" ±9mm